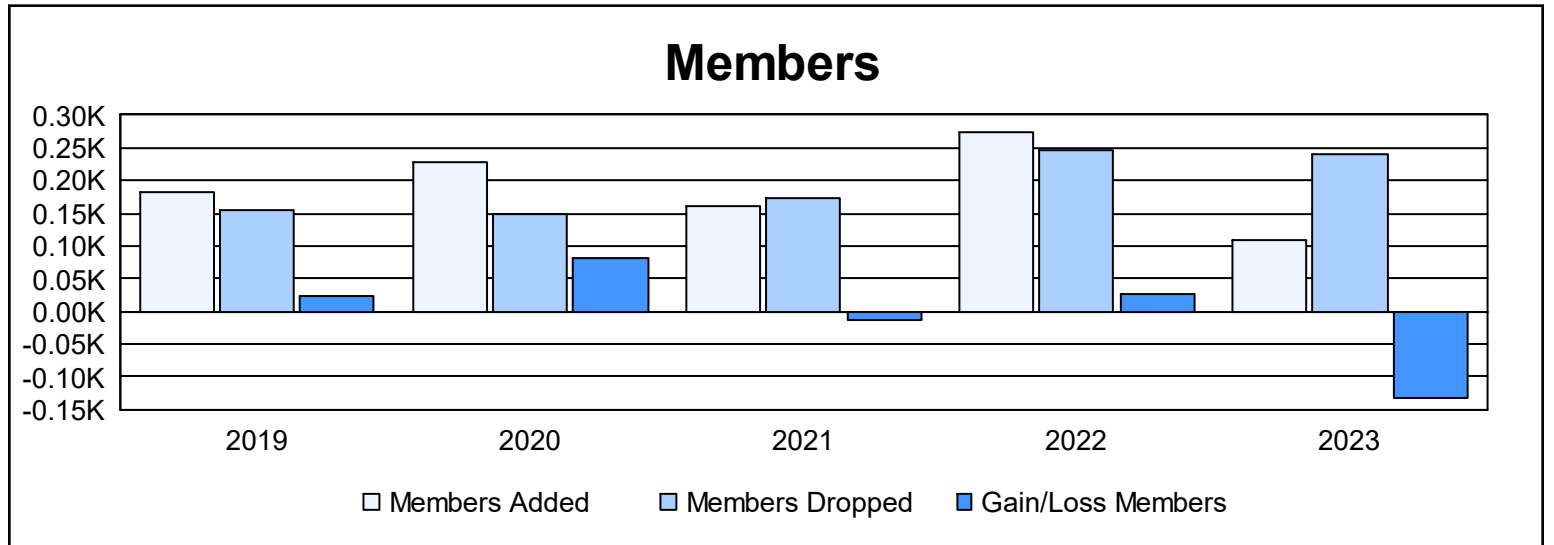
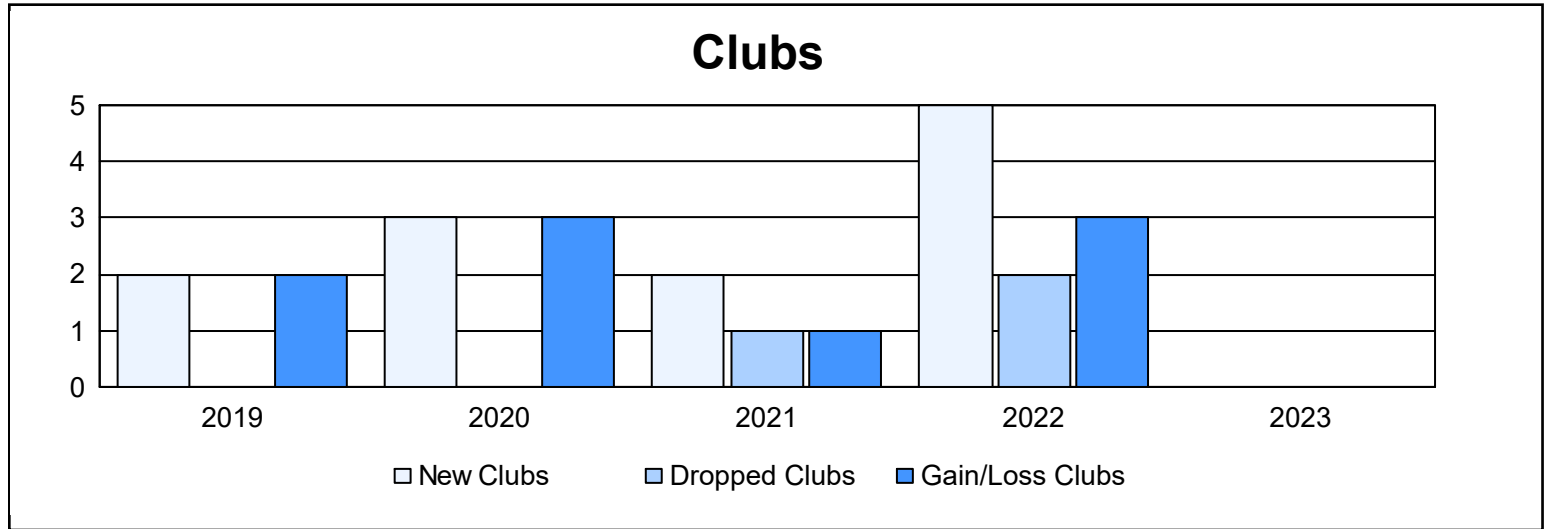
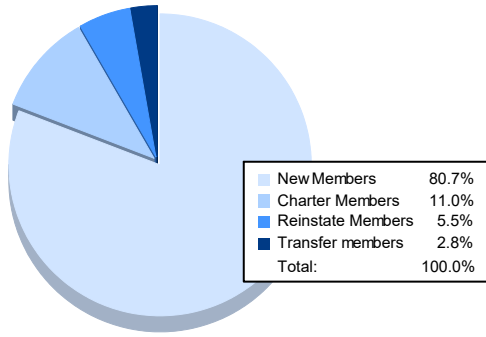


| Year | New Clubs | Dropped Clubs | Gain/ Loss Clubs | New Members | Charter Members | Reinstate Members | Transfer Members | Total Member Added | Total Members Dropped | Gain/ Loss Members |
|----------------|-----------|---------------|------------------|-------------|-----------------|-------------------|------------------|--------------------|-----------------------|--------------------|
| 2018-2019 | 2 | 0 | 2 | 122 | 51 | 7 | 1 | 181 | 156 | 25 |
| 2019-2020 | 3 | 0 | 3 | 141 | 67 | 1 | 20 | 229 | 148 | 81 |
| 2020-2021 | 2 | 1 | 1 | 109 | 35 | 7 | 11 | 162 | 174 | -12 |
| 2021-2022 | 5 | 2 | 3 | 106 | 147 | 3 | 17 | 273 | 245 | 28 |
| 2022-2023 | 0 | 0 | 0 | 88 | 12 | 6 | 3 | 109 | 240 | -131 |
| Average | 2 | 1 | 2 | 113 | 62 | 5 | 10 | 191 | 193 | -2 |



Membership Composition June 2023 Cumulative



Gender Composition June 2023 Cumulative

